

) *
om M

8LI 6)*0)8 QIEWYVIW XLI WGEXXIVIH RMPKLX JSV E JM\IH MRGMHIRX ER
 8LMW QIEWYVIQIRX MW EGLMIZIH F] WGERMRK XLI WGEXXIVIH PMKLX IMXLIV M
 WGER XLI IRXMVI LIQMWTLIVI %JXIV E QIEWYVIQIRX XLI QIEWYVIH HEXE QYWX
 6I GEPGYPEXIH ORS[MRK XLI GEPMFVEXMSR SJ XLI FIRGL
 8VERWJSVQIH XS &6(* ZEPYIW
 6)*0)8 VIWTSRWI 8LI QIEWYVIQIRX SJ XLI 0EQFIVXMER WXERHEVH WLS[W WQEP
 XLI 6)*0)8 FIRGL %W WLS[R MR *MKYVI [I SFXEMR E UYEW M JPEX &6(* [LMGL
 GEPMFVEXMSR WEQTPI

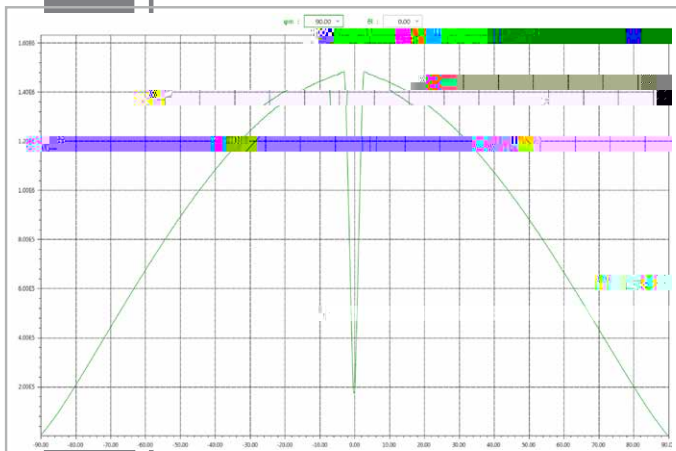


Figure 1: Measurement of the Spectralon: Lambertian intensity graphic

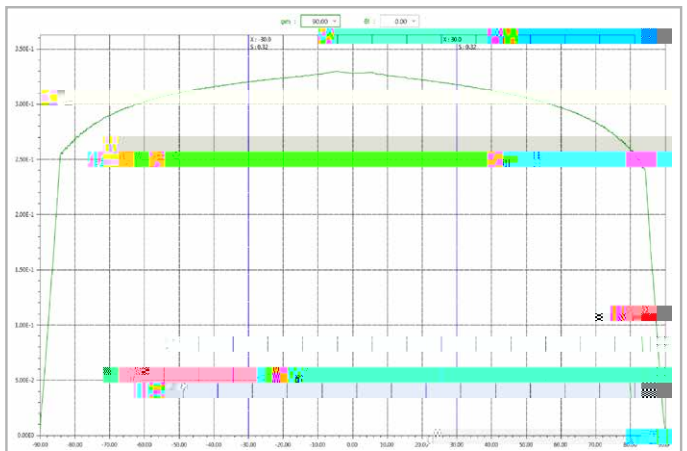



Figure 2: BRDF calculated: Lambertian BSDF graphic



Lambertian Standard
(Spectralon) from Labsphere

o Soft